

Art Y9 GCSE Foundation year



Aims:

- * Provide the opportunity to be creative and innovative.
- * To learn about and make appropriate choices with the use of materials, techniques and processes (including new technologies).
- * Research the work of a variety of different artists.
- * To develop students enjoyment of artistic activities.
- * Build on students' strengths, interests and experiences.

Topics Covered:

These are the main topics covered in Year 9.

'Reflections' – Focusing on drawing, shading and a variety of painting techniques.

Looking at the work of MC Escher, David Hockney, Claude Monet.

Producing individual and personal outcomes linked to still-life, portrait and landscape.

Mock Exam Paper – Choose one of three topics to investigate independently with weekly support by Art teachers, you will cover the four Assessment Objectives.

Artists include Jaume Plensa, Ed Fairburn, Agnes Cecile, Geraldine Georges.

Teaching Groups:

The groups are mixed ability and we have a maximum of 24 students. Each group is taught Art for two periods per week.

Assessment:

The work is assessed using the linear marks scheme that is used at GCSE/A Levels

AO1 Critical References – Looking at the work of other artists as an influence and inspiration for your own pieces.

AO2 Development of ideas – Exploring a wide range of skills and materials.

AO3 Recording – Drawings and photographs that you will use as starting points.

AO4 Final Outcome – The summing up of your project in 2D or 3D.

The mark scheme runs from entry level grades followed by 1-9. This relates to the marking scheme for GCSE and ensures all students are making LINEAR PROGRESS.



How Parents and Carers can help:

- * Ensure homework, when set, is completed to the best of the students ability and is handed in on time.
- * Provide the necessary materials (2B pencil and coloured pencils).

Art Y8 CHALLENGES

Aims:

- * Provide the opportunity to be creative, innovative and enterprising.
- * To learn about and make appropriate choices with the use of materials, techniques and processes (including new technologies).
- * To develop students' enjoyment of artistic activities.
- * To build on students' strengths, interests and experiences.
- * To help promote analytical and enquiring minds.
- * To help develop the ability to solve problems.



Topics Covered:

The Challenges are chosen by the students in order of preference so essentially they are managing their own learning. There are a number of Art and Photography choices along with other creative subjects available and from time to time we update these choices to help meet the needs of the students. The choices in Art currently are: **Painting, Drawing, Sculpture, Photography and Animation.**

Students learn valuable skills as well as trying out new ideas and developing their own artistic ability.

Each Challenge group will look at the work of 20/21st Century Artists to gain valuable insight into artists' practices and help inspire their own work.

Teaching Groups:

The groups are with us for 2 hours per week for 13 weeks these are kept to a maximum of 24 students in each group.

Assessment:

The mark scheme runs from entry level grades followed by 1-9. This relates to the marking scheme for GCSE and ensures all students are making LINEAR PROGRESS.

The expected levels in Y8 can be between EL1- Level 4 usually.

There are 4 assessment points in each challenge, one at the beginning of each to monitor progress in this area. They are usually in the form of an observational drawing to start with followed by a grade and feedback on the project for that particular challenge. Students will get the opportunity to share peer feedback and self-evaluation during these challenges.


How Parents and Carers can help:

- * Ensure homework, when set, is completed to the best of the student's ability and is handed in on time.
- * Provide the necessary materials (2B pencil and coloured pencils).
- * Ask questions about the project and how they could improve their homework.

Art Y7

Aims:


- * To develop the manipulative skills of students in the application of a range of artist materials.
- * To develop pencil drawing and shading skills.
- * To encourage creative thinking.
- * To improve critical awareness.



Topics Covered:

There are three main topics covered in Year 7.

Self-Image: Covering skills such as observational drawing, shading techniques, 'ghost' drawing, collage, pen & ink and photography. Looking at the work of Greg Gossel, Fernand Leger and Peter Blake.



Buildings / Structures: Covering skills such as 3D work –card/ clay/ wood/ Mod-roc. Observational drawing, colour –ink/wax/pencil/paint, Looking at the work of Friedensrich Hundertwasser, Sharon Elphick, Nils Ole Lund, Sarah Morris, Antonio Gaudi.

Wildlife: Covering skills such as observational drawing and shading, experimenting with ideas, critically thinking and analysis of artists work. Colour exploration using pastels and paint and 3D work.

Looking at the work of Henri Rousseau, William Morris, Elizabeth Blackadder Andy Goldsworthy, Alexander Calder and Henri Matisse.

Teaching Groups:

The groups are with us for 1 lesson per week on an 8 week rotation.

The groups are kept to a maximum of 24 students.

This then enables the groups to rotate experiencing Art twice throughout the year.

Assessment:

The mark scheme runs from entry level grades followed by 1-9. This relates to the marking scheme for GCSE and ensures all students are making LINEAR PROGRESS.

The expected levels in Y7 can be between EL1- Level 3 usually.

There are 2 assessment points in each rotation, one at the beginning of each project to monitor progress in this area of study. Usually in the form of an observational drawing to start with followed by a grade and feedback on the project for that rotation.

Students always get a great deal in the form of verbal feedback from staff and peers.

How Parents and Carers can help:

- * Provide a 2B pencil, rubber, sharpener and colours for home use. Coloured pencils, paints etc can be purchased at a reasonable price from various outlets. A sketch-book is also a good idea (A5 or A4)
- * Encourage their children to complete any homework set on time

Photography Y9 GCSE Foundation year

Aims:

- * Provide the opportunity to be creative and innovative.
- * To learn about and make appropriate choices with the use of materials, techniques and processes (including new technologies).
- * Research the work of a variety of different artists.
- * To develop students enjoyment of artistic activities.
- * Build on students' strengths, interests and experiences.

Topics Covered:

These are the main topics covered in Year 9.

'People and Places' – Focusing on camera and photoshop skills. Learning about analogue photography and how to process photographs in the darkroom.

Looking at the work of Gjon Mili, Bridget Riley, Vaser Almajed, Bill Viola. .

Producing individual and personal outcomes linked to still-life, portrait and landscape.

Mock Exam Paper – Choose one of three topics to investigate independently with weekly support by Art teachers, you will cover the four Assessment Objectives.

Artists include Jaume Plensa, Ed Fairburn, Agnes Cecile, Geraldine Georges.

Teaching Groups:

The groups are mixed ability and we have a maximum of 24 students. Each group is taught Photography for two periods per week.

Assessment:

The work is assessed using the linear marks scheme that is used at GCSE/A Levels
AO1 **Critical References** – Looking at the work of other artists as an influence and inspiration for your own pieces.

AO2 **Development of ideas** – Exploring a wide range of skills and materials.

AO3 **Recording** – Drawings and photographs that you will use as starting points.

AO4 **Final Outcome** – The summing up of your project in 2D or 3D.

The mark scheme runs from entry level grades followed by 1-9. This relates to the marking scheme for GCSE and ensures all students are making LINEAR PROGRESS.

How Parents and Carers can help:

- * Ensure homework, when set, is completed to the best of the students ability and is handed in on time.
- * Help with discussing where/how to take photographs for the projects

